

Type 17P Series

Type 17P Series



Specify the type 17P for applications where high insulation resistance and voltage proof are key requirements.

The materials used in the all plastic body and spindle construction are UL approved making it an ideal component for domestic appliances and control systems where safety is of prime importance.

This popular low cost potentiometer is suitable for industrial and professional applications.

A range of approved switches can be added to the rear of the potentiometer, to produce rotary or push-push action mains switches.

Key Features

- Polymer Thick Film Element
- Switch Versions Available
- Dual Gang Version Available
- High Reliability
- Small Versatile Size
- All Plastic Body
- Plastic Spindle
- Flame Retardant

Characteristics - Electrical

Resistance Range:	1K to 1M (Linear), 4K7 to 470K (Non-Linear)
Resistance Value:	1, 2.2 and 4.7 in each decade
Resistance Tolerance:	± 20% (10% by selection)
Rated Dissipation at 20°C:	0.25W (Linear), 0.125W (Non Linear)
Limiting Element Voltage:	350 V dc or ac RMS
Electrical Rotation:	267° without switch, 232° with switch
Terminal Resistance:	5 ohms, maximum
Noise (ENR):	2% maximum (Linear), 3% maximum (Non Linear)
Insulation Resistance:	4G Ohms, minimum
Voltage Proof:	1KV ac Peak

Characteristics - Mechanical

Operating Torque:	15 mNm maximum
Mechanical Rotation:	300° nominal
End Stop Torque:	350 mNm maximum

Characteristics - Environmental

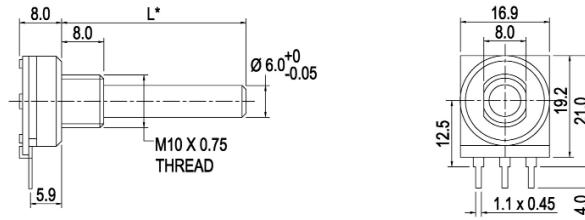
Limits of Resistance Change:	15% (after 1000Hrs. Endurance)
Temperature Characteristics of Resistance:	5% (20°C to 70°C)
Bump Severity:	390m/s ² , 4000 Bumps
Vibration Severity:	10 - 500Hz, 0.75 mm or 98M/s ²
Climatic Category:	25/70/04
Mechanical Endurance:	20000 Operations (minimum)

Characteristics - Switch

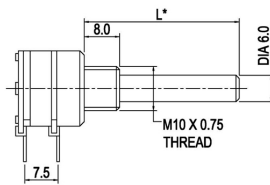
	B & D	A & E	P
Switch Type:	1 Amp	4 Amps	10 Amps
Current/Voltage Rating:	1.0A - 24 Volts DC 0.3A - 250 Volts AC	10A - 12 Volts DC 4A - 250 Volts AC	10A - 250 Volts AC
On/Off Torque:	40 mNm maximum	40mNm maximum	Life - 25,000 cycles minimum
Initial Contact Resistance:	20 milliohms	20 milliohms	Proof Voltage - 3KV minimum
Contact Gap:	3mm	3mm	

Type 17P Series

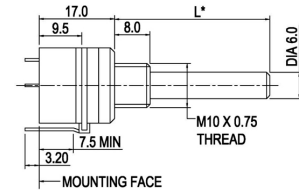
Dimensions Single Potentiometer



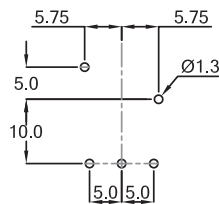
Dual Potentiometer



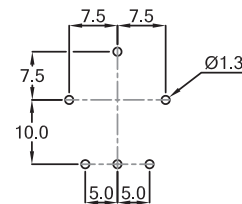
Single Switched Potentiometer



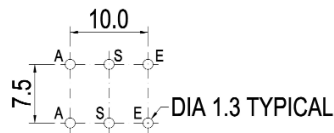
Rotary Switch PCB Layout



Push-Push Switch PCB Layout



Potentiometer PCB Layout



L* - Standard Shaft Length 35mm
All Dimensions given from Component Side

How to Order

17PE	S	A	102	M	B	25	N	C
Common Part		Resistor Law		Tolerance		Shaft Length		Detent
17PC - P.C. 17PE - Eyelet		A - Linear B - Log C - Inv. Log		M - 20% K - 10%		FMF in mm 25mm Standard Minimum Shaft Length with P Style Switch is 19mm		C - Centre Detent
	Product Identification		Resistance Value		Shaft Style		Switch Details	
	S - Standard Single X - Customer Special D - Standard Dual		The first two digits are significant figures of the resistance value and the third one denotes the number of zeros following. e.g. 4K7: 472 47K: 473 470K: 474		A - Plain 6mm B - Slotted 6mm C - Flatted (5mm A/F) D - Flatted (4mm A/F) E - Plain 4mm F - Flatted 6mm (4.6mm A/F)		A - DPST 4A/250V AC B - SPST 1A D - DPST 1A E - SPST 4A N - No Switch P - Push Push SPDT 10A P Switch only available on Single Gang Styles	